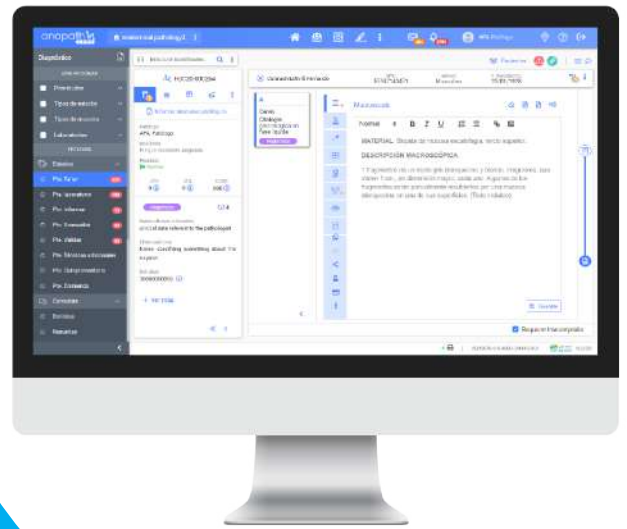


## Comprehensive management of anatomic pathology





## About Vitro

**Vitro, S.A.** presents a new generation of Integrated Management System for Anatomic Pathology Services, AnaPath, based on the knowledge and **experience gained over 20 years** in the development of these systems and focused on covering the technological and functional requirements of such services today and ready for the future.

Furthermore, the software department of the company also develops **management systems for Biobanks** and other activities, such as the **Quality Control of laboratories**.

## Our Transport Service

**Vitro, S.A.** has a team of over **20 professionals** dedicated **exclusively to the support and attention to the client** in the use of our computer applications that includes **service of immediate support (HotLine)** both by telephone and via email, support and maintenance, implementation, and functional support and training teams. These services are provided face-to-face or remotely.

Through our support teams, we give the top-quality response to any technical incident that may occur and solve any functional issue that the user may encounter as quickly as possible.

## Technologies used



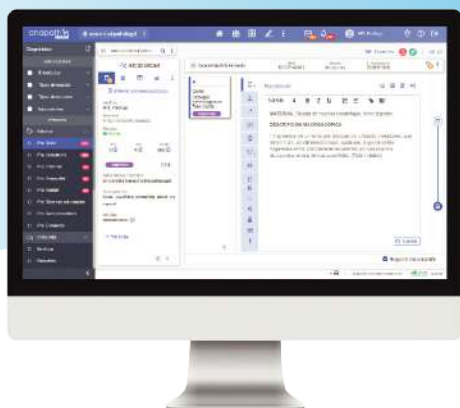
PostgreSQL



# Unlimited Pathology

**anapath**  
Unlimited Pathology

The development of an **Anatomic Pathology Information System** which improves your laboratory productivity. An approach oriented towards digital pathology and collaborative working environment.



**AnaPath** is the system for the management of the Anatomic Pathology service with **total traceability** of the samples and pre-analytical, analytical and post-analytical monitoring, from the sample collection of the requesting Clinic, through the Electronic Request module, to the processes of Patient Registration, Studies and Samples, **Sectioning, Laboratory** - with the flexibility of adaptation to the different workflows for Biopsies, Cytologies, Molecular Biology and Digital Pathology, all through its tactile work interface -, **Diagnostic** area with virtual image visualization software within it, integrated with image analysis **algorithms** based on **Artificial Intelligence**, as an aid to the pathologist's diagnosis. In short, prepared for the Computational Pathology stage.

In addition, it allows the issuance and return of electronic reports, statistical and scientific analysis as well as the management of the archive, consumption, storage, costs and invoicing. Therefore, it **covers all the needs of the Pathological Anatomy Service**.



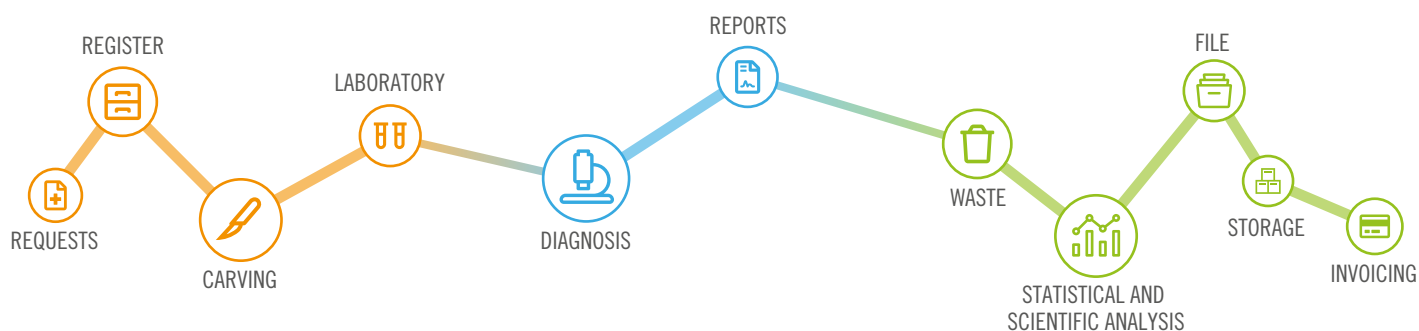
**PRE-ANALYTICAL**  
PHASE



**ANALYTICAL**  
PHASE



**POST-ANALYTICAL**  
PHASE



# Some of AnaPath's main features...



Web environment

It does not require installation on local machines. It reduces maintenance costs.



Tailored to your needs

Choice of work configuration adapted to the needs of each service. Basic and Premium Licensing, with intermediate options, adapting the price of the system to the needs.



Connectivity with instruments

Ability to connect with any laboratory equipment/device that allows it.



Real-time integration

Full connectivity with corporate or center information systems.



Interoperability

Information exchange between centers belonging to the same network.



Multicenter

It allows the work with several Services/Laboratories/Users.



Full traceability

It has a system of tactile traceability, or through PC, of all the elements of the laboratory, through the generation of two-dimensional bar codes and their subsequent reading, in all the processes of the laboratory (configurable).



Digital Diagnosis: Built-in digital pathology.

Focused and adapted to Digital and Computational Pathology.

## Flexibility, quality and data analysis come together to improve your daily work.



Clinician Management Module (Electronic Request and Report Viewer)



Customizable widgets that improve and facilitate work organization



Automated workload distribution



Direct messaging between application users



Spellchecker



Mark and/or share studies of interest



Global element locator, information management and traceability.



Design and usability in touch-screen environments.



Thumbnail image gallery connected to internal and external viewer.



Statistical and scientific exploitation, by means of dashboards.



# Complete coverage in all phases, since all processes are important

## Special functions according to the stage



Some of the new advanced operations are transversal to the application, so that they intervene in any area of application.





 **vitro**  
master diagnóstica®

Developed by:

**anapath**  
Unlimited Pathology